

BRUNO™ LED




Peerless®

Bravo for Bruno

Bruno delivers energy-saving performance and kind-to-the-eyes illumination in a low-profile form. Using fewer luminaires per installation, Bruno is the ideal solution for classrooms and office environments.

What is inside? Bruno has the answer.

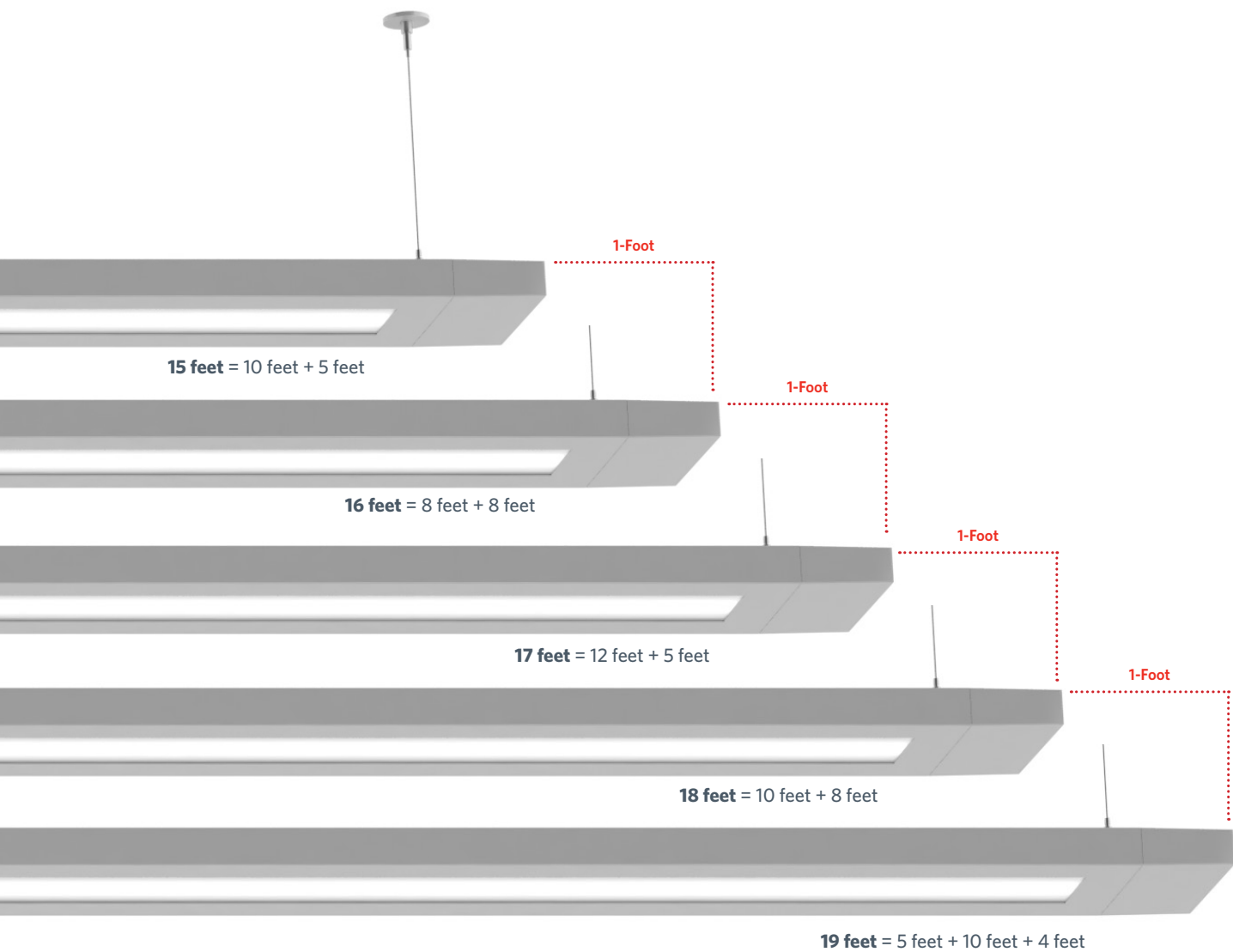
- » By combining sizes, designers can achieve virtually any length of run in **1-foot increments**.
- » A **high lumen output** means Bruno can illuminate high, open ceilings without sacrificing quality of light.
- » **Dual circuit controls** provide greater versatility in offices and classrooms, influencing learning and efficiency.
- » Color informs mood. With **additional color temperatures and CRI options**, designers can light spaces with intent.
- » **Bruno surface mount** floats over the ceiling, delivering better surface engagement in continuous runs.
- » **High performance** lens, film, and reflectors control and diffuse light following our proprietary sftshine optics.
- » Bruno delivers on the standards that matter most to our environment and comfort. **Material Transparency Declare** labeling is the latest standard embraced by Bruno. [Learn more.](#)



Pendants in 1-foot increments

With a size range that now includes 4', 5', 6', 8', 10', and 12' lengths, Bruno offers design flexibility that is second to none.

By combining these sizes designers can achieve virtually any length of run in one-foot increments.



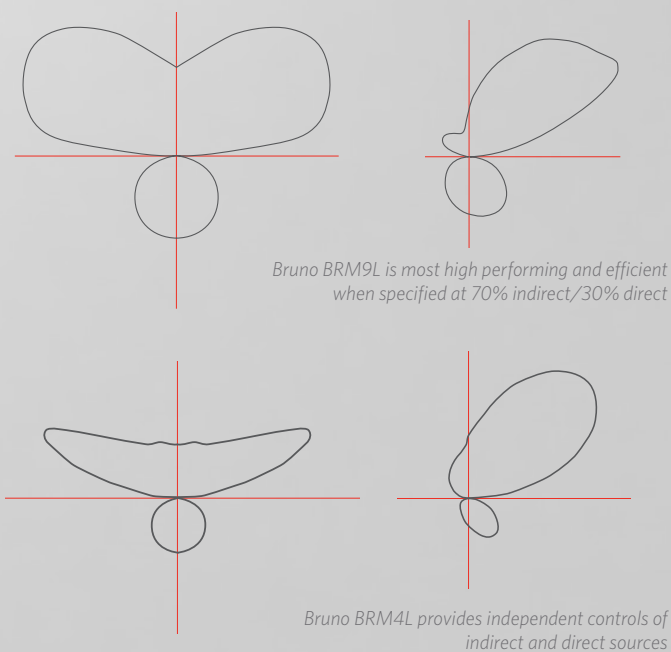
Bruno Surface Mount System

Surface-Mount Tray System

One of the biggest obstacles to ceiling surface mount installation is an uneven surface. This issue increases installation time and often produces aesthetic concerns at the job site. Bruno's new surface mount tray system is designed to overcome surface irregularities and produces an aesthetic that makes the luminaire appear to be floating just off the surface with our ceiling reveal.



Dual Dimming

Choose between dual circuit (DCT) dimming or fixed-ratio illumination. Dual-circuit dimming provides independent control of direct and indirect outputs, while fixed-ratio alternatives deliver a broad assortment of pre-determined direct/indirect light levels.



Powerful Dimming Controls

The dual dimming option allows you to dim the uplight and downlight separately. Dual dimming provides the ability to create different moods to enhance the space, increase the design possibilities for your application.



Superior Performance

The eldoLED® driver delivers smooth and flicker-free deep dimming performance to dark. Peerless continues to set the benchmark in optical design using our Softshine™ lens to create a visually comfortable environment.






Tunable white – Lighting for People

Tunable White with nTune™ technology supports the circadian rhythm all humans experience, enabling the creation of scenes in a space that foster focus, relaxation, or energy. Circadian lighting through Tunable White supports sleep/wake cycles and can promote learning and comprehension in classrooms and offices. Tunable White is offered by Bruno in the suspended configuration.

Tunable white features the Productivity Range 3000K to 5000K and the Rhythm Range from 2700K, to 6500K

Outstanding Optics Deliver Ideal Illumination


- » High-performance lens, film, and reflectors control and diffuse light following our proprietary Softshine® optical engineering standards.
- » Comfortable, uniform, and glare-free illumination promotes visual well-being and helps keep eyes thriving.
- » Warm to Cool – Choose from 2700K, 3000K, 3500K, 4000K, and 5000K at 80 CRI



softshine®

Declare.


**Peerless Bruno BRM9L, BRM9L S, and BRW9L are
Declare listed Category 1 products.**



- 

eldoLED®





Peerless®

Explore great lighting with
Peerless Renna at PeerlessLighting.com/bruno

Join the conversation -
follow us on social media

