

BL Family

FOR




SCHOOLS



BLT Series

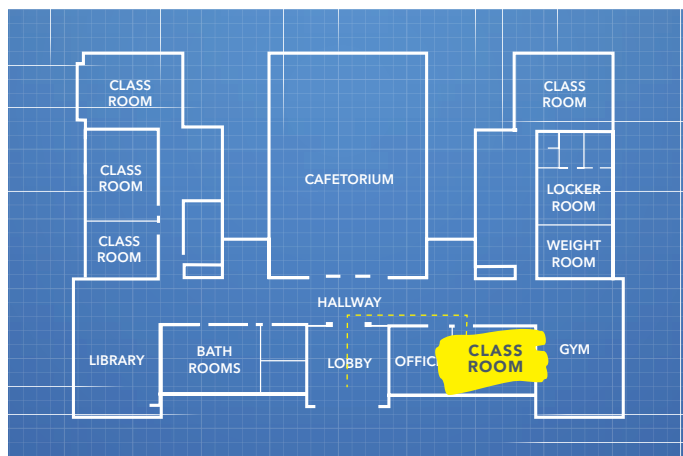
Low-Profile Recessed LED Troffer →



EFFECTIVE
RELIABLE
FLEXIBLE

CLASSROOMS


- **Expandable** – Available in nine sizes with lumen packages ranging from 1,000 to 12,000 lumens
- **Maximized energy savings** – Most configurations are DLC Premium listed
- **Unlimited configurability** – Wireless controls, 1% dimming, lens options, IP5X rated, air return, and more!



#LITHONIALIGHTING

BLWP Wraparound

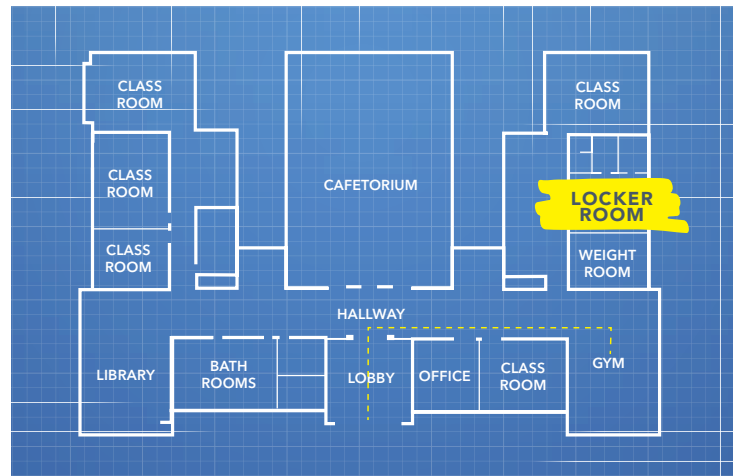
LED Wraparound



CEILING
WALL
SUSPENDED

LOCKER ROOMS


- **Mounting flexibility** – Suspend or mount directly to a hard ceiling or wall
- **Expandable** – Available in 2', 4' and 8' lengths with up to 20,000 lumens
- **Competitive** – High configurability at a attractive price



#LITHONIALIGHTING

BLC Troffer

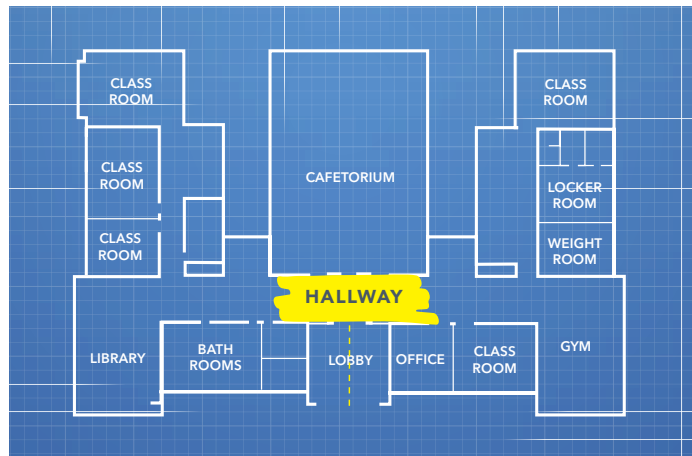
Center-Basket LED Troffer



*STURDY
ECONOMICAL
BEST-VALUE*

HALLWAYS



- **Contractor Select™** – Readily available for quick turnaround times
- **Built to Last** – Quality for quick ship jobs with easy to clean gloss finish
- **Low Profile** – Easy to install in shallow plenum space



#LITHONIALIGHTING

BLTR

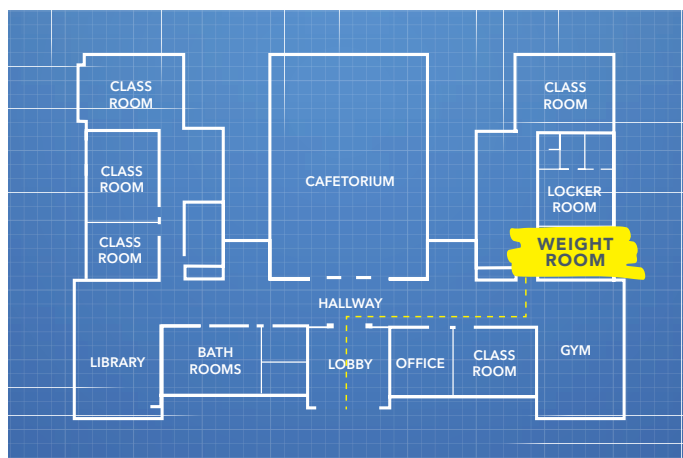
LED Relight Assembly



CLEVER
SCALABLE
EFFICIENT

WEIGHT ROOMS


- **Easy Install** – No need to remove host housing or move ceiling tiles
- **Quick Controls** – Wireless lighting controls through nLight® AIR to avoid running extra cables and costs
- **Less Waste** – Retaining host housing dramatically reduces disposal fees



#LITHONIALIGHTING

BLTBA Troffer

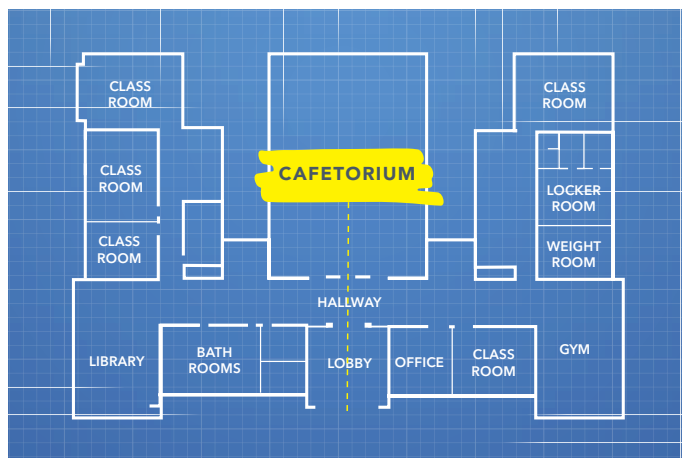
Bottom-Access LED Troffer



CLEAN
CONFIGURABLE
COMPATIBLE

CAFETORIUM



- **Easy Cleaning** – Bottom access allows for maintenance and cleaning without disrupting plenum space
- **Specialized** – Same configurability of BLT with added customization of bottom access
- **Size it up** – Available in 1X4, 2X2, and 2X4



#LITHONIALIGHTING

BLTX Surface Light

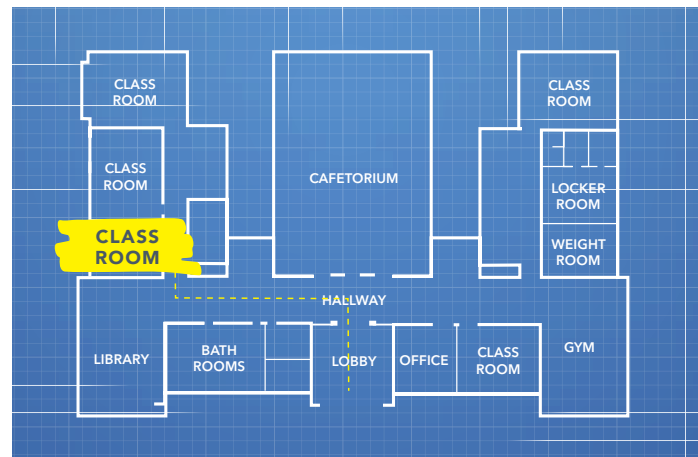
LED Surface Light



*EFFORTLESS
SIMPLE
FUNCTIONAL*

CLASSROOM

- **Specialized** – Same configurability of BLT with the added ability to mount to a variety of hard surfaces
- **Easy installation** – Mounts to hard surfaces without the need for a surface mount box
- **Low profile** – Easy to install in spaces with low ceiling heights



#LITHONIALIGHTING

One Family. Six Products. Nine Sizes. One Look.

The BL Family supports one another in any space. Classrooms, offices, retail, or gyms, they have you covered! The family matches seamlessly to give you a consistent look and performance for the best value, control and turnaround time. It's what the family does best.



To find out more about the BL Family scan above or check out this page:

<https://www.acuitybrands.com/products/family/bl-family>